

**Year 5 Home Learning
Culture**

*Why is Fairtrade fair?
Animals including Humans*

Complete a minimum of one task from different areas of the curriculum and record in your home learning book. How you research your findings is entirely up to you. You can use computers, books, observation, questioning or experimenting; draw, paint, write or build. The only requests are that the work be carefully and attractively presented and that you do not copy out screens from books or the internet. You must also practise your spellings and multiplications, read (remember to record it in your book). There **may** also be a small amount of maths or English to complete. We will normally share home learning each Friday.

1 Dojos
You have completed your home learning and made some effort. I would like to see more consideration over the content and /or presentation of your learning.

2 Dojos
This is good home learning: you've clearly put some thought into it and put a sensible amount of time into your learning.

3 Dojos
Very impressive learning! You must have put lots of thought and effort into this learning and it's clear that you enjoyed doing this.

Maths

The sheet you have been given must be completed.

LI: To know the multiplication facts to 12.
Keep practising multiplication and division tables. It is very important that you can recall all of them. Don't forget to go on Time Table Rock Stars!
To practise your half termly KIRFS

English

**Spelling
Practise and reading.**

LI: To be able to use expanded noun and adverbial phrases.
Use your senses to describe a favourite place. It could be somewhere you have travelled to or your room or place.

LI: To be able to use inverted commas and other punctuation for dialogue /speech.
Write a dialogue between Jub and Witch

Remember to use inverted commas, punctuation and interesting verbs instead of 'said'.
Use a new line for each new speaker.


Science

Life Cycles
LI: To be able to explain the life cycle of a human


Think about how many stages of life human has.
Draw and describe each stage.







Animals including humans Crossword

Crossword



- | Across | Down |
|---|---|
| 3. The stage of life from birth to approximately 3 years old. | 1. A verb meaning to produce offspring. |
| 4. The physical stage of development between childhood and adulthood. | 2. The process or period of time when prenatal development takes place before birth. |
| 7. The process of the male and female sex cells fusing together. | 5. When the female body discharges the lining of the uterus. This happens approximately once a month. |
| 9. The social and emotional stage of development between childhood and adulthood. | 6. The stage of development when a human is fully grown and mature. |
| | 8. The period of time before birth. |

Design Technology	Make sure you have adult assistance for using sharp or hot equipment.	
	<p>To be able to write instructions for your own recipe.</p>  <p>Design and make a healthy topping for a pizza. Write the recipe in your home learning book.</p> <p>(If you don't like pizza, choose something else.)</p>	<p>To be able to follow instructions.</p> <p>Choose a recipe of your choice and make at home. Be sure to tell us how it turned out.</p>

Geography	<p>Create a Fairtrade farm in a shoe box! What Fairtrade product is growing on your farm?</p> <p>You will need:</p> <ul style="list-style-type: none"> <input type="checkbox"/> A shoe box <input type="checkbox"/> Junk/recycled materials <input type="checkbox"/> Drawing materials and paints <input type="checkbox"/> Inspiration from Fairtrade farmers 	<p>Share your vision of the world you want</p> <p>Create your vision for the world you want, for the planet and everything on it. Share your artwork, prose, poem or film by emailing schools@fairtrade.org.uk with your name and age.</p> 	<p>Cocoa trees grow in countries with tropical climates.</p> <p>Find out what fruit trees grow in the UK. With an adult, make a plan to grow your own!</p> 
	<p>Congratulations! You are the Head Chef at the 'Choose the world you want' restaurant.</p> <p>Design a delicious menu that makes a difference in the world.</p> 		<p>Talk about it!</p> <p>Tell a family member or friend about Fairtrade and the difference it makes to people and the planet.</p> 
	<p>The choices that we make can affect the planet and the people that live on it in positive and negative ways.</p> <p>Make a choice that is positive for people and planet today! Write a sentence explaining your choice.</p> 		<p>Bake a difference.</p> <p>With an adult, bake or cook using at least one Fairtrade ingredient. Decorate your creation with the FAIRTRADE Mark!</p> 